











HOMESITE 264



CLEAR CREEK

TAHOE

| | | | |
|---|--------------------------|---|--------------------------------|
|  | Parcel Boundary | Lot Size | 2.27 acres |
|  | Building Envelope | Building Envelope | 44,887 sq ft |
|  | Driveway Location(s) | | |
|  | Slope Constraints (+25%) | | |
|  | Drainage Easements |  | Non-vertical Construction Area |
|  | IVGID Easement |  | USGS Blue Line Stream |

