









HOMESITE 244



CLEAR CREEK TAHOE

 Parcel Boundary	<table border="1"><tr><td>Lot Size</td><td>3.78 acres</td></tr><tr><td>Building Envelope</td><td>23,064 sq ft</td></tr></table>	Lot Size	3.78 acres	Building Envelope	23,064 sq ft
Lot Size	3.78 acres				
Building Envelope	23,064 sq ft				
 Building Envelope					
 Driveway Location(s)					
 Slope Constraints (+25%)					
 Drainage Easements	 Non-vertical Construction Area				
 IVGID Easement	 USGS Blue Line Stream				

