








HOMESITE 224



CLEAR CREEK  
TAHOE

	Parcel Boundary	Lot Size	1.55 acres
	Building Envelope	Building Envelope	24,397 sq ft
	Driveway Location(s)		
	Slope Constraints (+25%)		
	Drainage Easements		
	IVGID Easement		
			USGS Blue Line Stream

