




HOMESITE 187





CLEAR CREEK
TAHOE


 Parcel Boundary

 Building Envelope

 Driveway Location(s)

 Slope Constraints (+25%)

 Drainage Easements


 IVGID Easement

Lot Size

Building Envelope

0.79 acres

10,097 sq ft

 USGS Blue Line Stream

