










HOMESITE 183



CLEAR CREEK
TAHOE

	Parcel Boundary	Lot Size	1.06 acres
	Building Envelope	Building Envelope	15,683 sq ft
	Driveway Location(s)		
	Slope Constraints (+25%)		
	Drainage Easements		
	IVGID Easement		USGS Blue Line Stream

