








HOMESITE 267



CLEAR CREEK TAHOE

 Parcel Boundary	Lot Size	1.90 acres
 Building Envelope	Building Envelope	34,681 sq ft
 Driveway Location(s)		
 Slope Constraints (+25%)		
 Drainage Easements		
 IVGID Easement	 USGS Blue Line Stream	

