

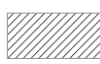






HOMESITE 253



CLEAR CREEK TAHOE

| | | | |
|---|--------------------------|---|-----------------------|
|  | Parcel Boundary | Lot Size | 1.86 acres |
|  | Building Envelope | Building Envelope | 36,068 sq ft |
|  | Driveway Location(s) | | |
|  | Slope Constraints (+25%) | | |
|  | Drainage Easements | | |
|  | IVGID Easement |  | USGS Blue Line Stream |

