








HOMESITE 194



CLEAR CREEK TAHOE

 Parcel Boundary	<table border="1" data-bbox="2533 433 3030 483"><tr><td>Lot Size</td><td>1.46 acres</td></tr></table>	Lot Size	1.46 acres
Lot Size	1.46 acres		
 Building Envelope	<table border="1" data-bbox="2533 483 3030 534"><tr><td>Building Envelope</td><td>27,063 sq ft</td></tr></table>	Building Envelope	27,063 sq ft
Building Envelope	27,063 sq ft		
 Driveway Location(s)			
 Slope Constraints (+25%)			
 Drainage Easements			
 IVGID Easement	 USGS Blue Line Stream		

