

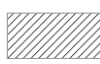






HOMESITE 176



CLEAR CREEK TAHOE

 Parcel Boundary	Lot Size	0.74 acres
 Building Envelope	Building Envelope	14,766 sq ft
 Driveway Location(s)		
 Slope Constraints (+25%)		
 Drainage Easements		
 IVGID Easement		
	 USGS Blue Line Stream	

