








HOMESITE 8



CLEAR CREEK TAHOE

 Parcel Boundary	Lot Size	3.34 acres
 Building Envelope	Building Envelope	59,560 sq ft
 Driveway Location(s)		
 Slope Constraints (+25%)		
 Drainage Easements		
 IVGID Easement		
 USGS Blue Line Stream		

