

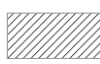






HOMESITE 191



CLEAR CREEK TAHOE

 Parcel Boundary	Lot Size	1.29 acres
 Building Envelope	Building Envelope	16,285 sq ft
 Driveway Location(s)		
 Slope Constraints (+25%)		
 Drainage Easements		
 IVGID Easement		
 USGS Blue Line Stream		

