








# HOMESITE 184



## CLEAR CREEK TAHOE

Lot Size	1.50 acres
Building Envelope	23,093 sq ft

-  Parcel Boundary
-  Building Envelope
-  Driveway Location(s)
-  Slope Constraints (+25%)
-  Drainage Easements
-  IVGID Easement
-  USGS Blue Line Stream

