







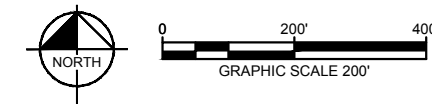
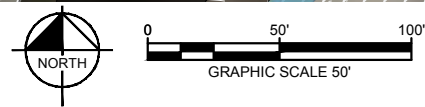
HOMESITE 45



-  LOT LINE
-  BUILDING ENVELOPE
-  SUGGESTED DRIVEWAY LOCATIONS
-  SLOPE CONSTRAINTS (+25%)
-  DRAINAGE EASEMENTS
-  USGS RESTRICTED USE AREA

Lot Size: 0.95 Acres
Building Envelope: 16,158 Sq. Ft.

EASEMENTS, SETBACKS, AND BUILDING ENVELOPE ARE PRELIMINARY AND SUBJECT TO CHANGE WITH FINAL DESIGN.



K:\FRL\CIVIL\088151200-CLEAR CREEK TAHOE\DWG\UNIT 3\EXHIBITS\PLANS\HOMESITE PLANS (2).DWG
10/15/2019 9:35 AM

DWG NAME
LAST SAVED

Kimley»Horn

5370 Kietzke Lane
Suite 100
Reno, Nevada 89511
775-200-1967

NOTE: THIS PLAN IS CONCEPTUAL IN NATURE AND HAS BEEN PRODUCED WITHOUT THE BENEFIT OF A SURVEY, TOPOGRAPHY, UTILITIES, CONTACT WITH THE CITY, ETC.