

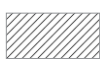






HOMESITE 7



CLEAR CREEK TAHOE

 Parcel Boundary	Lot Size	2.34 acres
 Building Envelope	Building Envelope	17, 979 sq ft
 Driveway Location(s)		
 Slope Constraints (+25%)		
 Drainage Easements		
 IVGID Easement		USGS Blue Line Stream

