








HOMESITE 207



CLEAR CREEK TAHOE

 Parcel Boundary	<table border="1"><tr><td>Lot Size</td><td>0.86 acres</td></tr><tr><td>Building Envelope</td><td>13,773 sq ft</td></tr></table>	Lot Size	0.86 acres	Building Envelope	13,773 sq ft
Lot Size	0.86 acres				
Building Envelope	13,773 sq ft				
 Building Envelope					
 Driveway Location(s)					
 Slope Constraints (+25%)					
 Drainage Easements					
 IVGID Easement	 USGS Blue Line Stream				

