








HOMESITE 195



CLEAR CREEK TAHOE

	Parcel Boundary	<table border="1" data-bbox="2533 433 3030 483"><tr><td>Lot Size</td><td>1.23 acres</td></tr></table>	Lot Size	1.23 acres
Lot Size	1.23 acres			
	Building Envelope	<table border="1" data-bbox="2533 483 3030 534"><tr><td>Building Envelope</td><td>33,007 sq ft</td></tr></table>	Building Envelope	33,007 sq ft
Building Envelope	33,007 sq ft			
	Driveway Location(s)			
	Slope Constraints (+25%)			
	Drainage Easements			
	IVGID Easement			
	USGS Blue Line Stream			

