

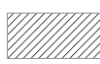






HOMESITE 176



CLEAR CREEK

TAHOE

	Parcel Boundary	Lot Size	0.74 acres
	Building Envelope	Building Envelope	14,766 sq ft
	Driveway Location(s)		
	Slope Constraints (+25%)		
	Drainage Easements		
	IVGID Easement		
	USGS Blue Line Stream		

