

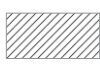








HOMESITE 51



CLEAR CREEK TAHOE

 Parcel Boundary	Lot Size	1.87 acres
 Building Envelope	Building Envelope	32,473 sq ft
 Driveway Location(s)		
 Slope Constraints (+25%)		
 Drainage Easements		
 IVGID Easement		
	 USGS Blue Line Stream	

