








HOMESITE 19



CLEAR CREEK TAHOE

 Parcel Boundary	<table border="1"><tr><td>Lot Size</td><td>3.25 acres</td></tr><tr><td>Building Envelope</td><td>66,834 sq ft</td></tr></table>	Lot Size	3.25 acres	Building Envelope	66,834 sq ft
Lot Size	3.25 acres				
Building Envelope	66,834 sq ft				
 Building Envelope					
 Driveway Location(s)					
 Slope Constraints (+25%)					
 Drainage Easements					
 IVGID Easement					
 USGS Blue Line Stream					

